
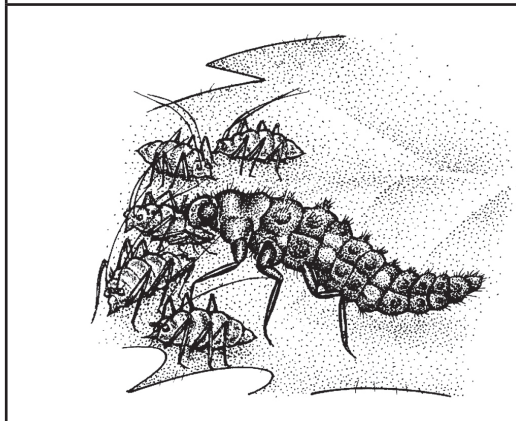


From egg to ladybird




1. Egg

Adult ladybirds lay eggs during the spring and summer. One female can lay up to 125 eggs. Ladybird eggs are tiny (1-2mm long), shiny and yellow in colour. They are laid in a cluster on the underside of a leaf. They hatch after about a week.



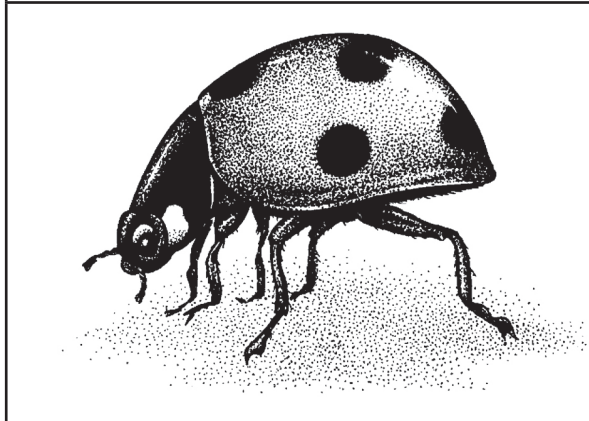
2. Larva

Ladybird larvae hatch from the eggs. They are black and about 2mm in size with six legs. They eat tiny mites or aphids. As they grow they shed their skin. This stage lasts from three to four weeks and they can shed their skin three times before pupating.



3. Pupa (chrysalis)

The pupa fixes itself to a leaf. The pupa stage lasts about a week and from this the new adult emerges.



4. Adult ladybird

When the ladybird comes out it isn't red and it doesn't have any spots! About five minutes later it turns red (if it is a red one) and its spots start to appear.