

KS1: Litter free home for swans

Discuss the importance of keeping our planet tidy and how this will keep wild animals safe and healthy. In doing so, we can help future generations understand their role in creating a healthy world.

What learners will be learning

- The importance of keeping our planet tidy
- How keeping our planet tidy can keep swans safe
- What we should do when we find swans that are injured

Wider learning opportunities

- Our impact and responsibility to look after our environment
- The importance of asking experts for help
- Positive things you have done and could do for wild animals and the environment

Objectives	Learning taking place	Educator notes
Initial assessment	1 Discussion Initial thoughts and feelings around litter and wildlife.	Our lessons are intended for learners to feel empowered to create meaningful positive experiences for animals to live a good life. At the start of each lesson we advise to ask what learners know about each learning objective. We also encourage wider questions such as: - Whether wild animals deserve a good life? - Does each learner feel they could help wild animals be healthier and happier?
Importance for keeping our planet tidy	2 Discussion: The types of litter we might create on a picnic 3 Vote: What we should do with our litter 4 Vote: The benefits for responsibly disposing litter 5 Video: Types of litter people create (and where it might go)	Opportunity: Discuss ways to reduce making litter (e.g. make own sandwiches at home). Correct: A Correct: A and C Opportunity: Discuss how litter can travel by wind and water. A litter packet in a town could be swept to the Ocean and find itself in another Country.
Keeping swans safe	6 Discussion: It's nice to make others happy 7 Drag/Drop: The species we protect when taking litter home 8 Vote: The way swans search for food 9 Vocab: The way swans feel if they get caught in litter	Opportunity: Set target for learners to make someone happy within a set time frame. Correct: All species can be protected (they all get trapped in litter out of curiosity or looking for food). Correct: A Our answer: Upset (You could also explore other terms such as 'cramped' or 'distressed' and how they differ).
What to do when a swan is injured	10 Discussion: When and who to contact if we need help 11 Vote: Contact an expert for help with injured swans 12 Video: Overview of rescue and release process 13 Vocab: The way swans feel when they get released back home	Opportunity: Discuss a range of services and when/how to help (e.g. difference between 111 and 999). Correct: A Sequence: Capture and check, transport, rehabilitate, transport for release. Our answer: Happy (You could also explore other terms such as 'sense of freedom').
Recap	14 Video: Reflect on content and note any changes in thoughts or feelings.	Reflect back on the first set of questions. Did learners learn anything new about litter and wildlife? Have views changed as to whether wild animals deserve a good life? Do learners now know how to help wild animals? If inspired, select one of our practical activities for wildlife from the library. Contact us if learners have their own ideas and we will support with suggestions and new certificates where possible [Education@rspca.org.uk]


KS1: Litter free home for swans

Discuss the importance of keeping our planet tidy and how this will keep wild animals safe and healthy. In doing so, we can help future generations understand their role in creating a healthy world.

Welcome

Welcome to our lesson all about swans and how keeping our planet tidy will keep wild animals safe and healthy.




Think about how you would feel if you were a swan throughout this lesson.



Back Next

Slide 1 of 14

In this lesson you will be able to think about:



What we should do with litter How to keep swans safe by keeping our planet tidy What to do if you think a swan is harmed

Back Next

Slide 2 of 14

Picnics are a lovely way to spend time on a nice, warm day.

What would you eat for your next picnic?
Would there be any rubbish from your picnic?



Back Next

Slide 3 of 14


A family is enjoying a picnic next to a river. What should they do with their left-over litter?

Select one or more options

Take the litter away

Leave the litter next to the river bank

That's right!
If there is no bin nearby, then we should take it home and put it in the rubbish or recycling bin.



Back Next

Slide 4 of 14

What are the benefits of taking litter away and disposing of it appropriately?


Select one or more options

Protect animals from harm

Keep our planet clean

There are no benefits

That's right!
Animals can become tangled or trapped in litter. Litter can also travel with wind and water to faraway countries.




Back Next

Slide 5 of 14

Let's see some examples where our planet has become untidy.

What litter can you spot?




Back Play video

Slide 6 of 14

The good news is that we can all be heroes for animals and our planet!

Have you made any people or animals happier?
How did it make you feel to make them happy?







Back Next

Slide 7 of 14

What animals will you protect from harm when taking litter home with you?

Will be protected Will not be protected



Seals Swans Snakes Foxes

Back Submit

KS1: Litter free home for swans

Discuss the importance of keeping our planet tidy and how this will keep wild animals safe and healthy. In doing so, we can help future generations understand their role in creating a healthy world.

Slide 8 of 14

Swans are likely to come across litter when searching for food. Which part of their body do you think they use to search for food?


Select one or more options

Their beak

Their wings

That's right!
Swans use their beak to search for food.

[Back](#) [Next](#)



Slide 9 of 14


How do you think it would make a swan feel if litter got caught around their beak?

Your answer
Placeholder

We said 'upset'
Swans might feel scared and cramped if they are not able to move properly. Swans might also struggle to eat if their beak is trapped.
Do you agree?

That's right!
Swans might feel scared and cramped if they are not able to move properly. Swans might also struggle to eat if their beak is trapped.
Do you agree?

[Back](#) [Next](#)



Slide 10 of 14

Sometimes, you can help animals and other people. Sometimes, you might need to call for help.

Can you think of any times where we might need to call someone else to help animals or other people?
Have you ever needed to call someone else for help?

That's right!
Sometimes, you can help animals and other people. Sometimes, you might need to call for help.

[Back](#) [Next](#)



Slide 11 of 14

What could we do to help swans (and other wildlife) if we think they are trapped or harmed by litter?

Select one or more options


Contact an expert for advice

Try to cut the swan free from the litter

Leave the swan and walk away

That's right!
Trying to rescue the swan could put you at risk. A vet would also need to check that the swan is healthy before we release it back into the wild.


[Back](#) [Next](#)



Slide 12 of 14

Let's watch what happens to swans when they are rescued by a specialist.

[Back](#) [Play video](#)




Slide 13 of 14

How do you think the swans felt after being released back home?

Your answer
Placeholder

We said 'happy'
We want to make sure healthy swans are returned to their familiar home with the rest of their swan family.
Do you agree?

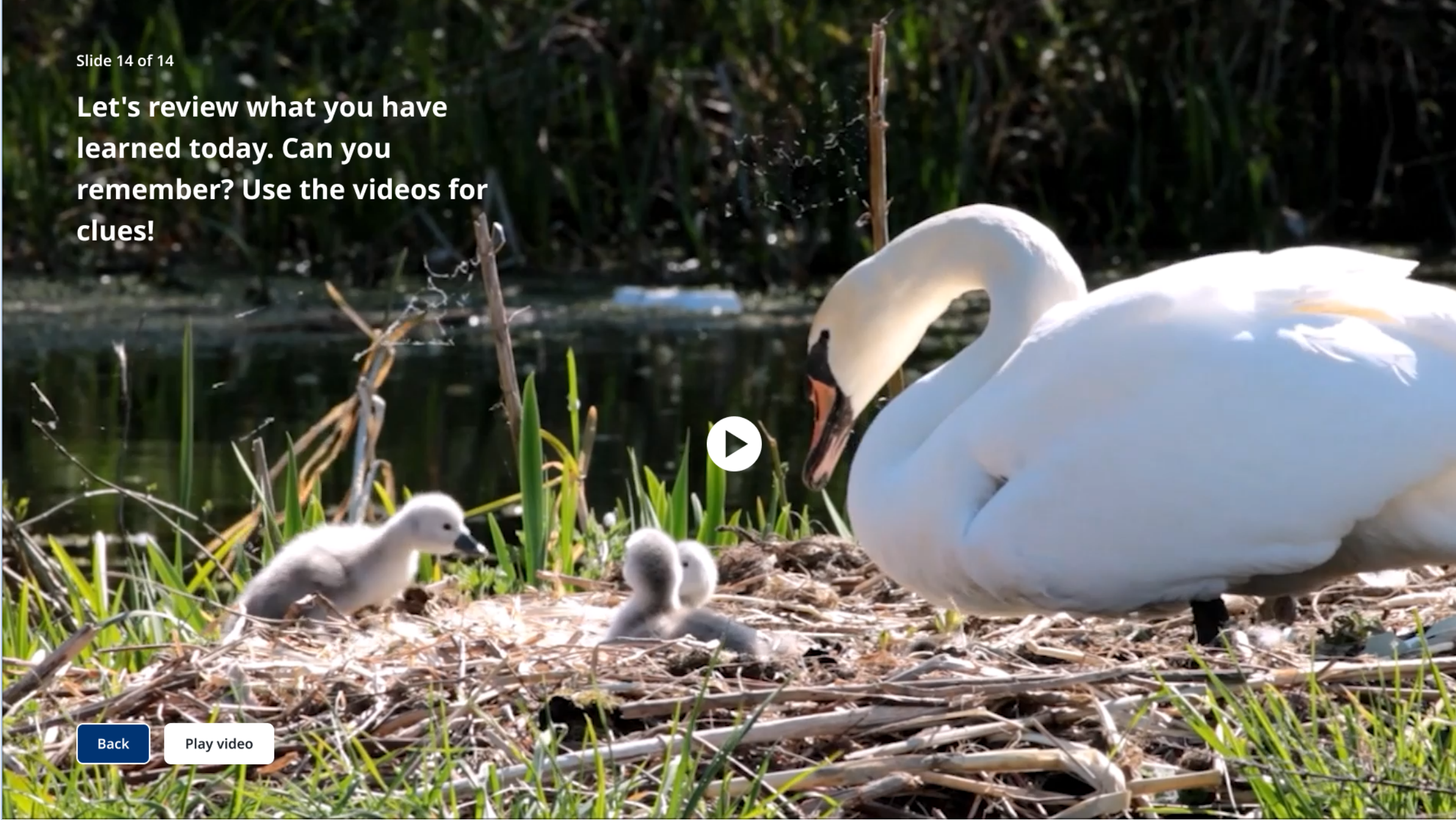
[Back](#) [Next](#)



Slide 14 of 14

Let's review what you have learned today. Can you remember? Use the videos for clues!

[Back](#) [Play video](#)



End of lesson

Thank you for learning about swan welfare!

Explore our library for practical animal welfare ideas and certificates.

[Back](#) [Finish lesson](#)

